

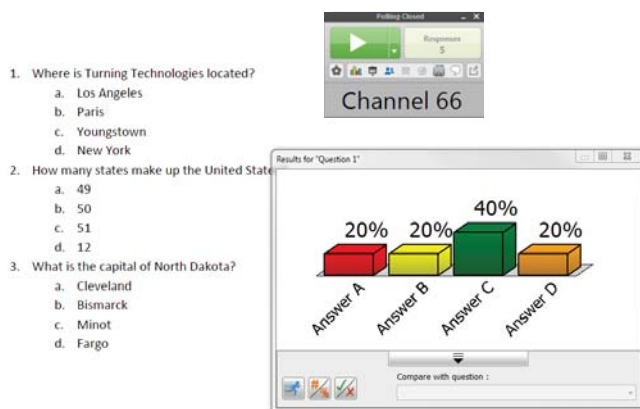


POLLING OVER ANY APPLICATION

The Quick Poll feature in Anywhere Polling allows you to ask verbal questions with the option of polling on top of an application, such as a PDF, Word document or web page.

1. Plug in the **receiver** (if using clickers).
2. Open TurningPoint and sign in to your account.
3. **Verify** the receiver connection and/or **enable** mobile responses.
4. Select the **course** (if applicable).
5. Click **Anywhere Polling**.
6. Click the **Open**  button on the Anywhere Polling showbar to open polling. Verbally ask your question and give possible answer choices.
7. Click the **Close**  button on the Anywhere Polling showbar to close polling and display results.



NOTE To open polling again, click the **Open**  button.

8. When you are done polling all of your questions, click the **Options**  icon, mouse over **Session** and select **Save Session**.

EDITING YOUR SESSION (OPTIONAL)

You may want to edit your session data to include question and answer choices.

1. From the TurningPoint Dashboard, click the **Manage** tab.
2. **Select** the saved session from the left panel.
The *Session Overview* screen is displayed.
3. Click **Edit Session**.
4. To edit the question or answer text, select a **question** and click the **pencil icon** on the right. **Type** the new text in the boxes provided.
5. To set a correct answer, expand *Scoring Options* and select the **correct answer** from the drop down menu.
6. Click **Close** to return to the question list.
7. Click **Save and Close**.

GENERATING REPORTS

1. From the TurningPoint Dashboard, select the **Manage** tab.
2. Select the **saved session** from the left panel.

NOTE Expand the associated course to view the session, or if a course was not used, locate the session below Auto.

3. Click **Reports** in the center of the *Session Overview* pane.
4. Select a report from the **drop-down menu**.

The screenshot shows the TurningPoint interface with the 'MANAGE' tab selected. The session name is 'Question List for Mobile 10-12-2017 2-34 PM'. The date created is 10/12/2017 2:28:45 PM, active participants are 1 of 10, and the average score is 57.14%. The 'Results by Question' report is displayed, showing a bar chart for the question '1. Where is Turning Technologies located? (Multiple Choice)' with a 100% response rate. The interface includes a navigation bar with 'POLLING', 'CONTENT', and 'MANAGE' tabs, and a dropdown menu for selecting reports.

5. Click Close when finished.